



Location: MA1e - International Finance Centre (Eastern Wing)

Report on 24-hour TSP monitoring
Action Level ($\mu\text{g}/\text{m}^3$) - 173.4
Limit Level ($\mu\text{g}/\text{m}^3$) - 260

Date	Sampling Time	Weather Condition	Filter paper no.	Filter Weight, g		Elapse Time, hr		Sampling Time, hr	Flow Rate, m^3/min			Total Volume, m^3	TSP Level, $\mu\text{g}/\text{m}^3$
				Initial	Final	Initial	Final		Initial, Q_{si}	Final, Q_{sf}	Average		
28-Jun-12	8:00	Fine	003076	2.7996	2.9049	8855.85	8879.85	24.00	1.30	1.29	1.29	1864	56
4-Jul-12	8:00	Sunny	003014	2.7571	2.8178	8882.85	8906.34	23.49	1.33	1.34	1.34	1883	32
10-Jul-12	8:00	Sunny	002968	2.7921	2.8597	8908.34	8932.34	24.00	1.30	1.29	1.30	1865	36
16-Jul-12	8:00	Fine	003169	2.7630	2.8477	8935.34	8959.34	24.00	1.29	1.29	1.29	1864	45
21-Jul-12	8:00	Fine	003281	2.7803	2.9638	8962.34	8986.34	24.00	1.29	1.29	1.29	1861	99

Report on 1-hour TSP monitoring
Action Level ($\mu\text{g}/\text{m}^3$) - 325.1
Limit Level ($\mu\text{g}/\text{m}^3$) - 500

Date	Sampling Time	Weather Condition	Filter paper no.	Filter Weight, g		Elapse Time, hr		Sampling Time, hr	Flow Rate, m^3/min			Total Volume, m^3	TSP Level, $\mu\text{g}/\text{m}^3$
				Initial	Final	Initial	Final		Initial, Q_{si}	Final, Q_{sf}	Average		
29-Jun-12	8:10	Fine	003018	2.7896	2.7983	8879.85	8880.85	1.00	1.35	1.35	1.35	81	107
29-Jun-12	9:15	Fine	002941	2.7736	2.7821	8880.85	8881.85	1.00	1.35	1.35	1.35	81	105
29-Jun-12	10:25	Fine	003016	2.7724	2.7814	8881.85	8882.85	1.00	1.33	1.33	1.33	80	113
5-Jul-12	8:10	Cloudy	003273	2.7568	2.7620	8906.34	8907.34	1.00	1.34	1.34	1.34	80	65
5-Jul-12	9:15	Cloudy	003275	2.7622	2.7663	8907.34	8908.34	1.00	1.34	1.34	1.34	80	51
5-Jul-12	10:30	Cloudy	003272	2.7692	2.7737	8908.34	8909.34	1.00	1.34	1.34	1.34	80	56
11-Jul-12	8:10	Sunny	003277	2.7607	2.7622	8932.34	8933.34	1.00	1.31	1.31	1.31	79	19
11-Jul-12	9:20	Sunny	003278	2.7518	2.7535	8933.34	8934.34	1.00	1.31	1.31	1.31	79	22
11-Jul-12	10:25	Sunny	003172	2.7503	2.7521	8934.34	8935.34	1.00	1.31	1.31	1.31	79	23
17-Jul-12	8:30	Fine	003289	2.7762	2.7799	8959.34	8960.34	1.00	1.29	1.29	1.29	78	48
17-Jul-12	9:40	Fine	003287	2.7855	2.7880	8960.34	8961.34	1.00	1.29	1.29	1.29	78	32
17-Jul-12	10:47	Fine	003285	2.7808	2.7853	8961.34	8962.34	1.00	1.29	1.29	1.29	78	58
23-Jul-12	13:00	Rainy	003338	2.7570	2.7681	8987.35	8988.35	1.00	1.29	1.29	1.29	78	143
23-Jul-12	14:15	Rainy	003350	2.7674	2.7761	8988.35	8989.35	1.00	1.29	1.29	1.29	78	112
23-Jul-12	15:20	Rainy	003253	2.8109	2.8220	8989.35	8990.35	1.00	1.29	1.29	1.29	78	143



Location: MA1w - International Finance Centre (Western Wing)

Report on 24-hour TSP monitoring

Action Level ($\mu\text{g}/\text{m}^3$) - 173.4

Limit Level ($\mu\text{g}/\text{m}^3$) - 260

Date	Sampling Time	Weather Condition	Filter paper no.	Filter Weight, g		Elapse Time, hr		Sampling Time, hr	Flow Rate, m^3/min			Total Volume, m^3	TSP Level, $\mu\text{g}/\text{m}^3$
				Initial	Final	Initial	Final		Initial, Q_{si}	Final, Q_{sf}	Average		
28-Jun-12	8:00	Fine	003077	2.8041	2.9309	11972.97	11996.97	24.00	1.63	1.43	1.53	2202	58
4-Jul-12	8:00	Sunny	002943	2.7532	2.7899	11999.97	12023.97	24.00	1.31	1.28	1.30	1866	20
10-Jul-12	8:00	Sunny	002969	2.7978	2.8641	12026.97	12050.97	24.00	1.67	1.67	1.67	2402	28
16-Jul-12	8:00	Fine	003171	2.7556	2.8535	12053.97	12077.97	24.00	1.63	1.35	1.49	2146	46
21-Jul-12	8:00	Fine	003283	2.7887	2.8894	12080.97	12104.97	24.00	1.35	1.35	1.35	1946	52

Report on 1-hour TSP monitoring

Action Level ($\mu\text{g}/\text{m}^3$) - 325.1

Limit Level ($\mu\text{g}/\text{m}^3$) - 500

Date	Sampling Time	Weather Condition	Filter paper no.	Filter Weight, g		Elapse Time, hr		Sampling Time, hr	Flow Rate, m^3/min			Total Volume, m^3	TSP Level, $\mu\text{g}/\text{m}^3$
				Initial	Final	Initial	Final		Initial, Q_{si}	Final, Q_{sf}	Average		
29-Jun-12	8:15	Fine	003017	2.8074	2.8186	11996.97	11997.97	1.00	1.35	1.35	1.35	81	138
29-Jun-12	9:25	Fine	002942	2.7607	2.7708	11997.97	11998.97	1.00	1.27	1.27	1.27	76	132
29-Jun-12	10:35	Fine	003015	2.7566	2.7676	11998.97	11999.97	1.00	1.39	1.35	1.37	82	134
5-Jul-12	8:05	Cloudy	003271	2.7719	2.7779	12023.97	12024.97	1.00	1.45	1.34	1.40	84	72
5-Jul-12	9:30	Cloudy	003274	2.7554	2.7612	12024.97	12025.97	1.00	1.63	1.63	1.63	98	59
5-Jul-12	10:40	Cloudy	003276	2.7565	2.7631	12025.97	12026.97	1.00	1.47	1.36	1.42	85	78
11-Jul-12	8:20	Cloudy	003174	2.7503	2.7563	12050.97	12051.97	1.00	1.63	1.63	1.63	98	61
11-Jul-12	9:25	Cloudy	003173	2.7581	2.7640	12051.97	12052.97	1.00	1.63	1.63	1.63	98	60
11-Jul-12	10:30	Cloudy	003168	2.7497	2.7545	12052.97	12053.97	1.00	1.63	1.63	1.63	98	49
17-Jul-12	8:40	Fine	003288	2.7835	2.7880	12077.97	12078.97	1.00	1.51	1.63	1.57	94	48
17-Jul-12	9:50	Fine	003286	2.7768	2.7897	12078.97	12079.97	1.00	1.67	1.82	1.75	105	123
17-Jul-12	10:55	Fine	003284	2.7667	2.7721	12079.97	12080.97	1.00	1.35	1.63	1.49	89	60
23-Jul-12	8:35	Rainy	003336	2.7516	2.7628	12104.99	12105.99	1.00	1.27	1.27	1.27	76	147
23-Jul-12	13:00	Rainy	003337	2.7559	2.7662	12105.99	12106.99	1.00	1.27	1.27	1.27	76	135
23-Jul-12	14:05	Rainy	003339	2.7507	2.7613	12106.99	12107.99	1.00	1.27	1.27	1.27	76	139



Location: CMA1b - Oil St Community Liaison Centre

Report on 24-hour TSP monitoring

Action Level ($\mu\text{g}/\text{m}^3$) - 176.7

Limit Level ($\mu\text{g}/\text{m}^3$) - 260

Date	Sampling Time	Weather Condition	Filter paper no.	Filter Weight, g		Elapse Time, hr		Sampling Time, hr	Flow Rate, m^3/min			Total Volume, m^3	TSP Level, $\mu\text{g}/\text{m}^3$
				Initial	Final	Initial	Final		Initial, Q_{si}	Final, Q_{sf}	Average		
28-Jun-12	8:00	Fine	003034	2.8051	2.9286	1243.79	1267.78	23.99	1.19	1.18	1.19	1706	72
4-Jul-12	8:00	Sunny	002971	2.7872	2.8940	1270.78	1294.78	24.00	1.14	1.14	1.14	1643	65
10-Jul-12	8:00	Sunny	002554	2.7448	2.8381	1297.78	1321.78	24.00	1.19	1.19	1.19	1709	55
16-Jul-12	8:00	Fine	003392	2.7593	2.8301	1325.79	1349.79	24.00	0.95	0.95	0.95	1370	52
21-Jul-12	8:00	Fine	003330	2.7485	2.9649	1351.79	1376.78	24.99	1.04	1.04	1.04	1565	138

Report on 1-hour TSP monitoring

Action Level ($\mu\text{g}/\text{m}^3$) - 320.1

Limit Level ($\mu\text{g}/\text{m}^3$) - 500

Date	Sampling Time	Weather Condition	Filter paper no.	Filter Weight, g		Elapse Time, hr		Sampling Time, hr	Flow Rate, m^3/min			Total Volume, m^3	TSP Level, $\mu\text{g}/\text{m}^3$
				Initial	Final	Initial	Final		Initial, Q_{si}	Final, Q_{sf}	Average		
29-Jun-12	13:05	Fine	002976	2.7622	2.7825	1267.78	1268.78	1.00	1.18	1.18	1.18	71	286
29-Jun-12	14:16	Fine	002974	2.7829	2.8026	1268.78	1269.78	1.00	1.18	1.18	1.18	71	277
29-Jun-12	15:30	Fine	002972	2.8036	2.8223	1269.78	1270.78	1.00	1.18	1.18	1.18	71	263
5-Jul-12	13:35	Cloudy	002476	2.7430	2.7579	1294.78	1295.78	1.00	1.00	1.14	1.07	64	232
5-Jul-12	14:44	Cloudy	002874	2.7848	2.7980	1295.78	1296.78	1.00	1.00	1.00	1.00	60	220
5-Jul-12	15:46	Cloudy	003010	2.7499	2.7649	1296.78	1297.78	1.00	1.21	1.19	1.20	72	208
11-Jul-12	8:19	Cloudy	003177	2.7546	2.7586	1322.78	1323.79	1.01	1.14	1.14	1.14	69	58
11-Jul-12	10:32	Cloudy	003180	2.7517	2.7567	1323.79	1324.79	1.00	1.14	1.14	1.14	68	73
11-Jul-12	13:00	Cloudy	003182	2.7424	2.7469	1324.79	1325.79	1.00	1.14	1.14	1.14	68	66
17-Jul-12	8:33	Fine	003313	2.7750	2.7804	1349.79	1350.79	1.00	1.14	1.14	1.14	68	79
17-Jul-12	9:38	Fine	003311	2.7866	2.7909	1350.79	1351.79	1.00	1.19	1.19	1.19	71	60
17-Jul-12	10:41	Fine	003309	2.7883	2.7935	1351.79	1352.79	1.00	1.14	1.04	1.09	66	79
23-Jul-12	8:09	Rainy	003395	2.7652	2.7792	1376.78	1377.78	1.00	1.14	1.14	1.14	68	205
23-Jul-12	9:50	Rainy	003397	2.7800	2.7897	1377.78	1378.78	1.00	1.04	1.04	1.04	63	155
23-Jul-12	10:55	Rainy	003328	2.7575	2.7671	1378.78	1379.78	1.00	1.18	1.18	1.18	71	135

Location: CMA2a - Causeway Bay Community Centre

Report on 24-hour TSP monitoring
Action Level ($\mu\text{g}/\text{m}^3$) - 169.5
Limit Level ($\mu\text{g}/\text{m}^3$) - 260

Date	Sampling Time	Weather Condition	Filter paper no.	Filter Weight, g		Elapse Time, hr		Sampling Time, hr	Flow Rate, m^3/min			Total Volume, m^3	TSP Level, $\mu\text{g}/\text{m}^3$
				Initial	Final	Initial	Final		Initial, Q_{si}	Final, Q_{sf}	Average		
28-Jun-12	8:00	Fine	003033	2.7918	2.9458	10954.35	10978.34	23.99	1.40	1.40	1.40	2013	77
4-Jul-12	8:00	Sunny	002973	2.7834	2.9043	10981.34	11005.35	24.01	1.40	1.40	1.40	2018	60
10-Jul-12	8:00	Sunny	002552	2.7467	2.8545	11008.35	11032.35	24.00	1.42	1.42	1.42	2047	53
16-Jul-12	8:00	Fine	003183	2.7471	2.8661	11035.35	11059.34	23.99	1.38	1.38	1.38	1981	60
21-Jul-12	8:00	Fine	003306	2.7874	3.0485	11062.34	11086.34	24.00	1.37	1.38	1.38	1981	132

Report on 1-hour TSP monitoring
Action Level ($\mu\text{g}/\text{m}^3$) - 323.4
Limit Level ($\mu\text{g}/\text{m}^3$) - 500

Date	Sampling Time	Weather Condition	Filter paper no.	Filter Weight, g		Elapse Time, hr		Sampling Time, hr	Flow Rate, m^3/min			Total Volume, m^3	TSP Level, $\mu\text{g}/\text{m}^3$
				Initial	Final	Initial	Final		Initial, Q_{si}	Final, Q_{sf}	Average		
29-Jun-12	10:58	Fine	002978	2.7694	2.7864	10978.34	10979.34	1.00	1.38	1.38	1.38	83	206
29-Jun-12	13:04	Fine	002977	2.7731	2.7915	10979.34	10980.34	1.00	1.38	1.38	1.38	83	223
29-Jun-12	14:14	Fine	002975	2.7715	2.7895	10980.34	10981.34	1.00	1.38	1.38	1.38	83	218
5-Jul-12	13:48	Cloudy	003001	2.7446	2.7561	11005.35	11006.35	1.00	1.42	1.42	1.42	85	135
5-Jul-12	14:54	Cloudy	002873	2.7829	2.7960	11006.35	11007.35	1.00	1.42	1.42	1.42	85	153
5-Jul-12	15:57	Cloudy	002872	2.7844	2.7966	11007.35	11008.35	1.00	1.42	1.42	1.42	85	143
11-Jul-12	8:30	Sunny	003176	2.7583	2.7621	11032.35	11033.35	1.00	1.42	1.42	1.42	85	45
11-Jul-12	9:42	Sunny	003178	2.7562	2.7604	11033.35	11034.35	1.00	1.42	1.42	1.42	85	49
11-Jul-12	10:47	Sunny	003181	2.7399	2.7449	11034.35	11035.35	1.00	1.42	1.42	1.42	85	59
17-Jul-12	8:44	Fine	003332	2.7368	2.7442	11059.34	11060.34	1.00	1.38	1.38	1.38	83	90
17-Jul-12	9:48	Fine	003310	2.7857	2.7930	11060.34	11061.34	1.00	1.38	1.38	1.38	83	88
17-Jul-12	10:51	Fine	003308	2.7976	2.8053	11061.34	11062.34	1.00	1.38	1.38	1.38	83	93
23-Jul-12	8:21	Rainy	003396	2.7786	2.7902	11086.34	11087.34	1.00	1.42	1.42	1.42	85	136
23-Jul-12	9:58	Rainy	003398	2.7957	2.8041	11087.34	11088.34	1.00	1.42	1.42	1.42	85	99
23-Jul-12	13:00	Rainy	003327	2.7504	2.7586	11088.34	11089.34	1.00	1.42	1.42	1.42	85	96



Location: CMA3a - CWB PRE Site Office Area

Report on 24-hour TSP monitoring
 Action Level ($\mu\text{g}/\text{m}^3$) - 171
 Limit Level ($\mu\text{g}/\text{m}^3$) - 260

Date	Sampling Time	Weather Condition	Filter paper no.	Filter Weight, g		Elapse Time, hr		Sampling Time, hr	Flow Rate, m^3/min			Total Volume, m^3	TSP Level, $\mu\text{g}/\text{m}^3$
				Initial	Final	Initial	Final		Initial, Q_{si}	Final, Q_{sf}	Average		
28-Jun-12	8:00	Fine	002389	2.8090	2.9651	11649.84	11673.83	23.99	1.50	1.49	1.50	2154	72
4-Jul-12	8:00	Sunny	002533	2.7672	2.9067	11676.83	11700.83	24.00	1.47	1.48	1.47	2123	66
11-Jul-12	8:00	Sunny	003214	2.7523	2.8219	11706.71	11730.71	24.00	1.47	1.47	1.47	2122	33
18-Jul-12	8:00	Fine	003371	2.7665	2.8782	11733.70	11757.70	24.00	1.52	1.52	1.52	2189	51
21-Jul-12	8:00	Fine	003334	2.7514	3.0932	11757.70	11781.70	24.00	1.57	1.56	1.57	2254	152

* Due to lack of electricity supply, the 24 hr-TSP was rescheduled from 10 and 16 July 2012 to 11 and 18 July 2012

Report on 1-hour TSP monitoring
 Action Level ($\mu\text{g}/\text{m}^3$) - 311.3
 Limit Level ($\mu\text{g}/\text{m}^3$) - 500

Date	Sampling Time	Weather Condition	Filter paper no.	Filter Weight, g		Elapse Time, hr		Sampling Time, hr	Flow Rate, m^3/min			Total Volume, m^3	TSP Level, $\mu\text{g}/\text{m}^3$
				Initial	Final	Initial	Final		Initial, Q_{si}	Final, Q_{sf}	Average		
29-Jun-12	9:42	Fine	002539	2.7680	2.7949	11673.83	11674.83	1.00	1.47	1.47	1.47	88	305
29-Jun-12	10:45	Fine	002537	2.7591	2.7855	11674.83	11675.83	1.00	1.47	1.47	1.47	88	299
29-Jun-12	13:00	Fine	002535	2.7406	2.7669	11675.83	11676.83	1.00	1.47	1.47	1.47	88	298
5-Jul-12	8:08	Cloudy	002475	2.7091	2.7255	11700.83	11701.83	1.00	1.48	1.48	1.48	89	185
5-Jul-12	9:10	Cloudy	002558	2.7537	2.7704	11701.83	11702.83	1.00	1.48	1.48	1.48	89	189
5-Jul-12	13:00	Cloudy	002557	2.7606	2.7763	11702.83	11703.83	1.00	1.48	1.48	1.48	89	177
11-Jul-12	8:40	Sunny	002970	2.7945	2.8001	11703.71	11704.71	1.00	1.47	1.47	1.47	88	63
11-Jul-12	9:46	Sunny	002870	2.7983	2.8041	11704.71	11705.71	1.00	1.47	1.47	1.47	88	66
11-Jul-12	10:53	Sunny	003215	2.7438	2.7481	11705.71	11706.71	1.00	1.47	1.47	1.47	88	49
17-Jul-12	11:00	Fine	003319	2.7624	2.7742	11730.71	11731.70	0.99	1.42	1.42	1.42	85	139
17-Jul-12	13:00	Fine	003322	2.7580	2.7688	11731.70	11732.70	1.00	1.47	1.47	1.47	88	122
17-Jul-12	14:05	Fine	003166	2.7505	2.7626	11732.70	11733.70	1.00	1.47	1.47	1.47	88	137
24-Jul-12	13:05	Fine	002424	2.7323	2.7498	11781.70	11782.70	1.00	1.43	1.43	1.43	86	205
24-Jul-12	14:41	Fine	003351	2.7540	2.7717	11782.70	11783.70	1.00	1.43	1.43	1.43	86	207
24-Jul-12	15:44	Fine	003342	2.7500	2.7673	11783.70	11784.70	1.00	1.43	1.43	1.43	86	202

* Due to adverse weather condition, the 1-hr TSP was rescheduled from 23 July 2012 to 24 July 2012



Location: CMA4a - SPCA

Report on 24-hour TSP monitoring
Action Level ($\mu\text{g}/\text{m}^3$) - 171.2
Limit Level ($\mu\text{g}/\text{m}^3$) - 260

Date	Sampling Time	Weather Condition	Filter paper no.	Filter Weight, g		Elapse Time, hr		Sampling Time, hr	Flow Rate, m^3/min			Total Volume, m^3	TSP Level, $\mu\text{g}/\text{m}^3$
				Initial	Final	Initial	Final		Initial, Q_{si}	Final, Q_{sf}	Average		
28-Jun-12	8:00	Fine	002543	2.7397	2.8500	15175.14	15199.14	24.00	1.20	1.19	1.19	1720	64
4-Jul-12	8:00	Sunny	002542	2.7523	2.8525	15202.14	15226.14	24.00	1.27	1.27	1.27	1830	55
10-Jul-12	8:00	Sunny	002965	2.7730	2.8285	15229.14	15253.14	24.00	1.22	1.22	1.22	1757	32
16-Jul-12	8:00	Fine	003216	2.7408	2.7974	15256.14	15280.13	23.99	1.19	1.19	1.19	1720	33
21-Jul-12	8:00	Fine	003321	2.7512	3.0092	15283.13	15307.13	24.00	1.22	1.22	1.22	1754	147

Report on 1-hour TSP monitoring
Action Level ($\mu\text{g}/\text{m}^3$) - 312.5
Limit Level ($\mu\text{g}/\text{m}^3$) - 500

Date	Sampling Time	Weather Condition	Filter paper no.	Filter Weight, g		Elapse Time, hr		Sampling Time, hr	Flow Rate, m^3/min			Total Volume, m^3	TSP Level, $\mu\text{g}/\text{m}^3$
				Initial	Final	Initial	Final		Initial, Q_{si}	Final, Q_{sf}	Average		
29-Jun-12	9:55	Fine	002538	2.7644	2.7832	15199.14	15200.14	1.00	1.17	1.17	1.17	70	268
29-Jun-12	10:59	Fine	002536	2.7573	2.7779	15200.14	15201.14	1.00	1.17	1.17	1.17	70	294
29-Jun-12	13:00	Fine	002534	2.7547	2.7755	15201.14	15202.14	1.00	1.17	1.17	1.17	70	297
5-Jul-12	8:18	Cloudy	002541	2.7430	2.7554	15226.14	15227.14	1.00	1.17	1.17	1.17	70	176
5-Jul-12	9:22	Cloudy	002477	2.7163	2.7270	15227.14	15228.14	1.00	1.17	1.17	1.17	70	152
5-Jul-12	13:00	Cloudy	002553	2.7588	2.7692	15228.14	15229.14	1.00	1.17	1.17	1.17	70	148
11-Jul-12	8:51	Sunny	003217	2.7567	2.7596	15253.14	15254.14	1.00	0.93	0.97	0.95	57	51
11-Jul-12	9:56	Sunny	002869	2.7920	2.7956	15254.14	15255.14	1.00	1.02	1.02	1.02	61	59
11-Jul-12	13:00	Sunny	002871	2.7927	2.7955	15255.14	15256.14	1.00	1.22	1.17	1.19	72	39
17-Jul-12	10:50	Fine	003317	2.7617	2.7672	15280.13	15281.13	1.00	1.22	1.22	1.22	73	75
17-Jul-12	13:00	Fine	003225	2.7512	2.7572	15281.13	15282.13	1.00	1.22	1.22	1.22	73	82
17-Jul-12	14:00	Fine	003320	2.7521	2.7576	15282.13	15283.13	1.00	1.22	1.22	1.22	73	75
24-Jul-12	13:20	Rainy	002425	2.7200	2.7305	15307.13	15308.13	1.00	1.17	1.17	1.17	70	149
24-Jul-12	14:40	Rainy	003290	2.7766	2.7857	15308.13	15309.13	1.00	1.22	1.22	1.22	73	124
24-Jul-12	16:06	Rainy	003292	2.7808	2.7926	15309.13	15310.13	1.00	1.22	1.22	1.22	73	161

* Due to adverse weather condition, the 1-hr TSP was rescheduled from 23 July 2012 to 24 July 2012.



Location: CMA5a - Children Garden opposite to Pedestrian Plaza

Report on 24-hour TSP monitoring

Action Level ($\mu\text{g}/\text{m}^3$) - 181
Limit Level ($\mu\text{g}/\text{m}^3$) - 260

Date	Sampling Time	Weather Condition	Filter paper no.	Filter Weight, g		Elapse Time, hr		Sampling Time, hr	Flow Rate, m^3/min			Total Volume, m^3	TSP Level, $\mu\text{g}/\text{m}^3$
				Initial	Final	Initial	Final		Initial, Q_{si}	Final, Q_{sf}	Average		
28-Jun-12	8:00	Fine	002388	2.8056	2.9412	16164.93	16188.92	23.99	1.46	1.45	1.45	2094	65
5-Jul-12	15:17	Cloudy	003154	2.7632	2.8384	16198.32	16222.32	24.00	1.46	1.46	1.46	2102	36
10-Jul-12	8:00	Cloudy	003270	2.7614	2.8315	16222.32	16246.32	24.00	1.46	1.45	1.46	2097	33
16-Jul-12	8:00	Fine	003143	2.7429	2.8259	16249.32	16273.31	23.99	1.45	1.45	1.45	2094	40
24-Jul-12	8:00	Rainy	003359	2.7620	2.9921	16282.40	16306.41	24.01	1.46	1.46	1.46	2104	109

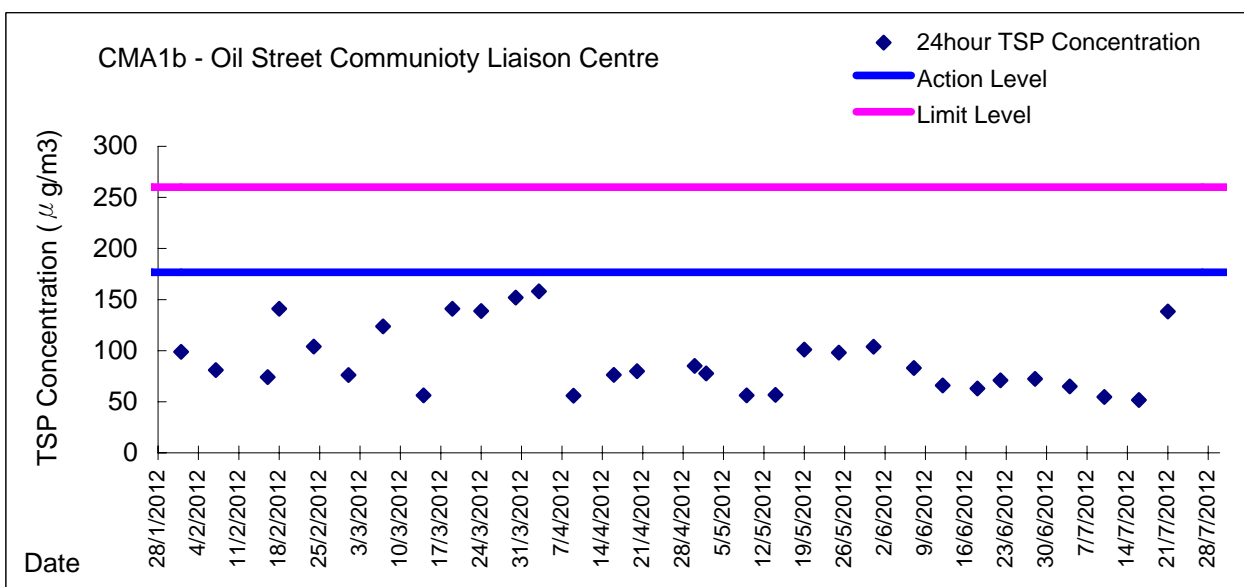
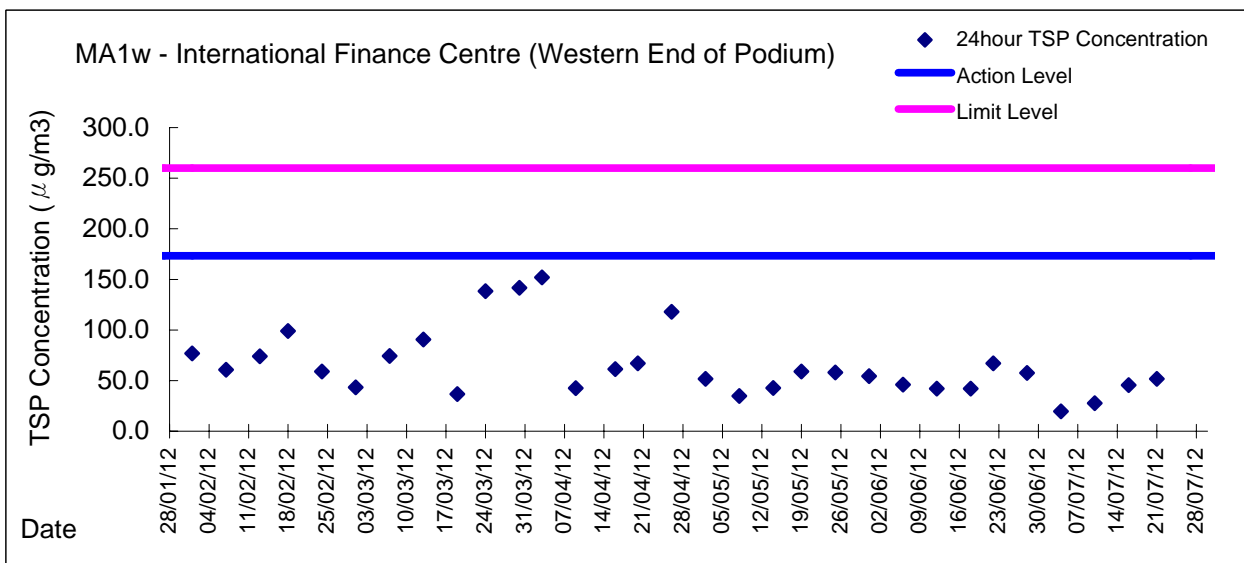
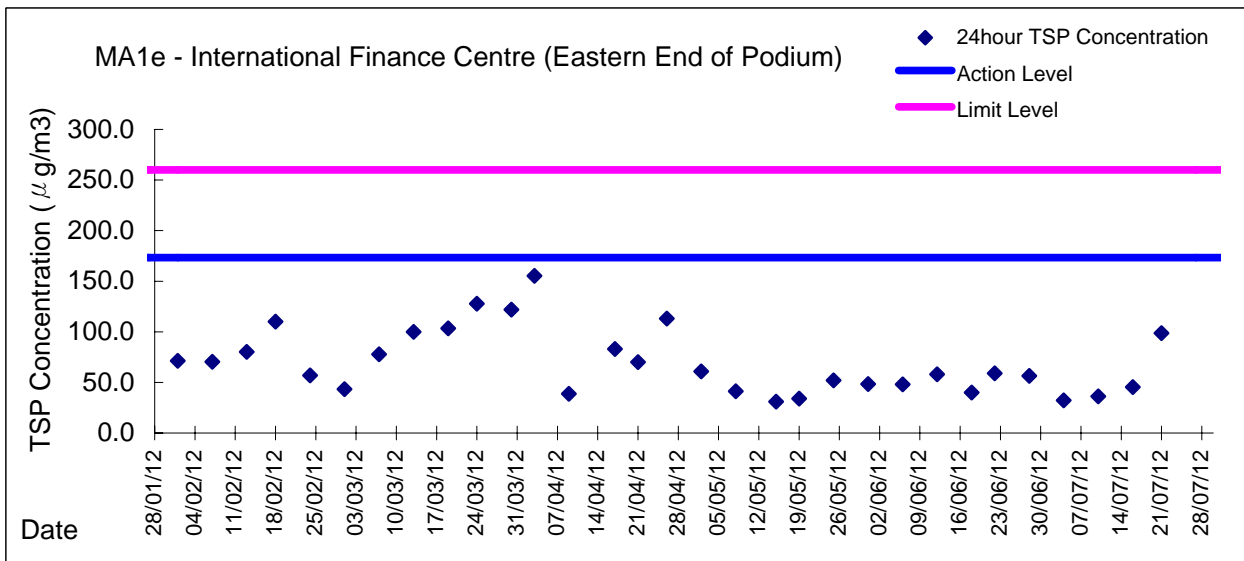
* Due to lack of electricity supply, the 24 hr-TSP was rescheduled from 4 and 21 July 2012 to 5 and 24 July 2012

Report on 1-hour TSP monitoring

Action Level ($\mu\text{g}/\text{m}^3$) - 332
Limit Level ($\mu\text{g}/\text{m}^3$) - 500

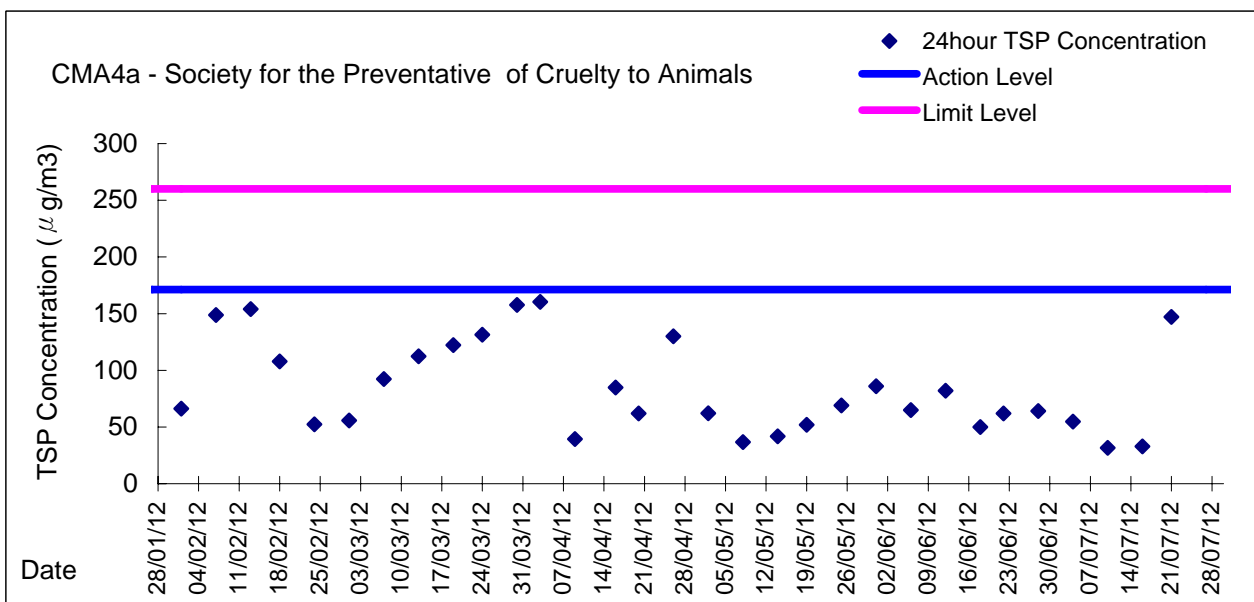
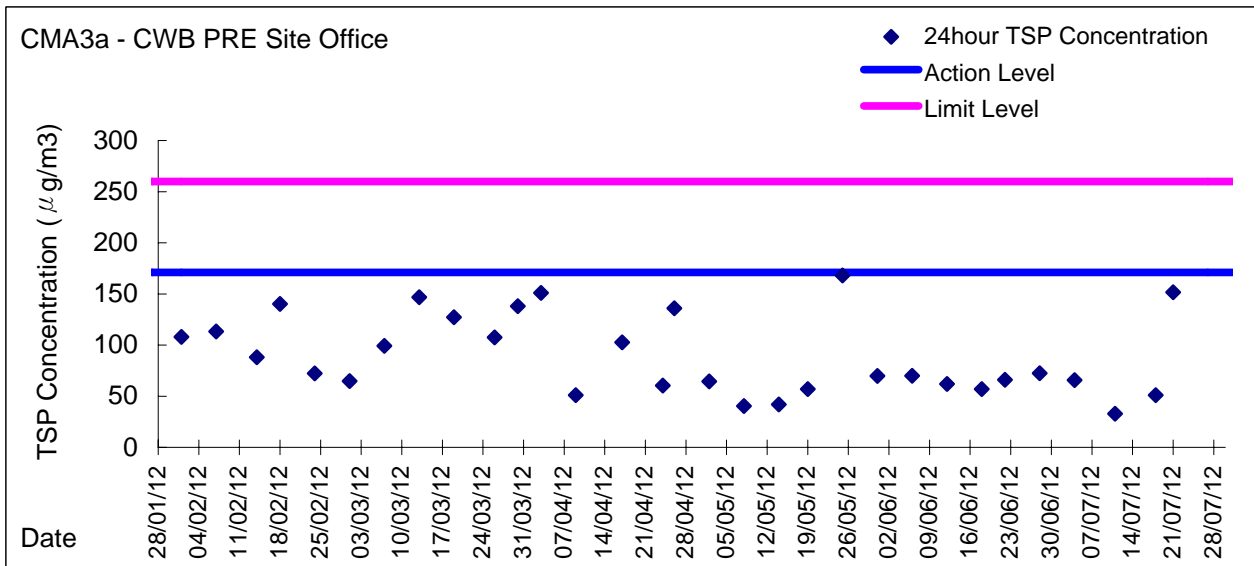
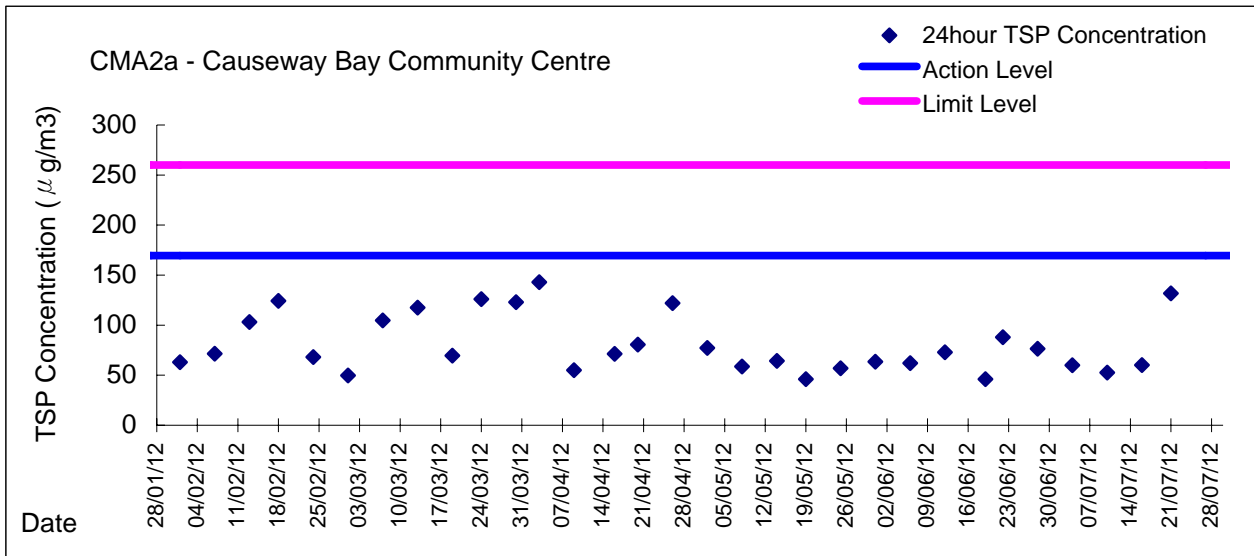
Date	Sampling Time	Weather Condition	Filter paper no.	Filter Weight, g		Elapse Time, hr		Sampling Time, hr	Flow Rate, m^3/min			Total Volume, m^3	TSP Level, $\mu\text{g}/\text{m}^3$
				Initial	Final	Initial	Final		Initial, Q_{si}	Final, Q_{sf}	Average		
29-Jun-12	9:55	Fine	002442	2.7152	2.7303	16188.92	16189.92	1.00	1.45	1.45	1.45	87	173
29-Jun-12	11:00	Fine	003165	2.7417	2.7573	16189.92	16190.92	1.00	1.45	1.45	1.45	87	179
29-Jun-12	13:00	Fine	003163	2.7532	2.7698	16190.92	16191.92	1.00	1.45	1.45	1.45	87	190
5-Jul-12	8:55	Cloudy	003159	2.7411	2.7507	16195.32	16196.32	1.00	1.46	1.46	1.46	88	110
5-Jul-12	10:45	Cloudy	003142	2.7527	2.7609	16196.32	16197.32	1.00	1.46	1.46	1.46	88	94
5-Jul-12	13:00	Cloudy	003156	2.7480	2.7576	16197.32	16198.32	1.00	1.46	1.46	1.46	88	110
11-Jul-12	8:56	Sunny	003315	2.7558	2.7599	16246.32	16247.32	1.00	1.45	1.45	1.45	87	47
11-Jul-12	9:58	Sunny	003147	2.7741	2.7782	16247.32	16248.32	1.00	1.45	1.45	1.45	87	47
11-Jul-12	11:00	Sunny	003145	2.7751	2.7796	16248.32	16249.32	1.00	1.45	1.45	1.45	87	52
17-Jul-12	13:00	Fine	003305	2.8046	2.8098	16273.31	16274.31	1.00	1.45	1.45	1.45	87	60
17-Jul-12	14:44	Fine	003301	2.7962	2.8014	16274.31	16275.31	1.00	1.45	1.45	1.45	87	60
17-Jul-12	15:50	Fine	003299	2.7920	2.7973	16275.31	16276.31	1.00	1.45	1.45	1.45	87	61
23-Jul-12	10:00	Rainy	003324	2.7466	2.7599	16279.4	16280.4	1.00	1.34	1.34	1.34	80	165
23-Jul-12	13:00	Rainy	003170	2.7561	2.7690	16280.4	16281.4	1.00	1.45	1.45	1.45	87	149
23-Jul-12	16:30	Rainy	003251	2.8009	2.8118	16281.4	16282.4	1.00	1.45	1.45	1.45	87	126

Graphic Presentation of 24 hour TSP Result



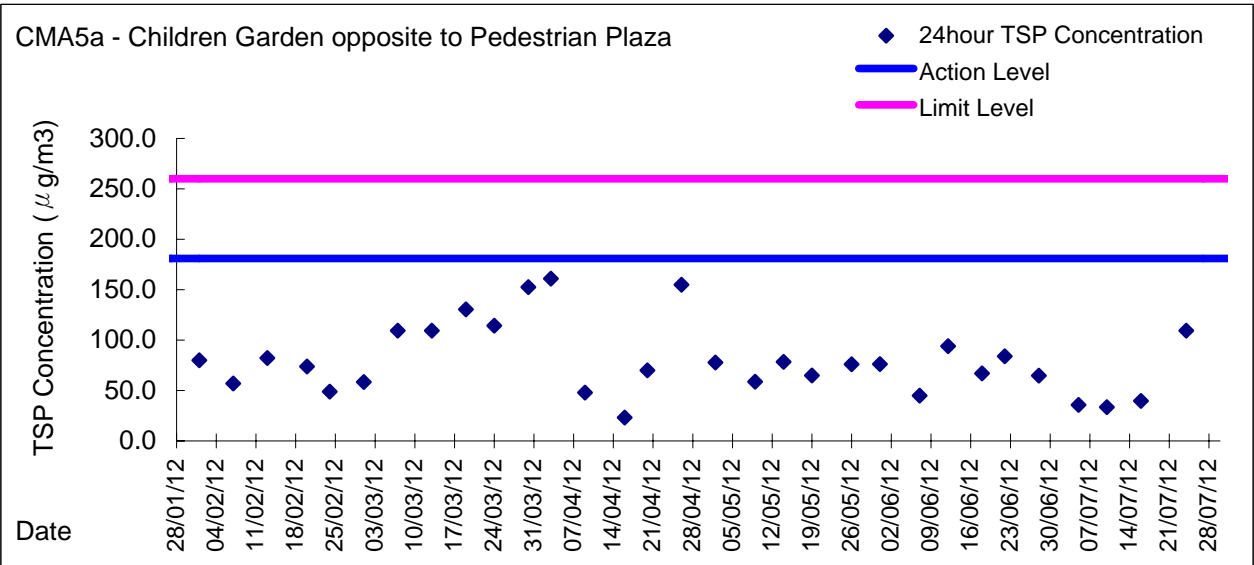


Graphic Presentation of 24 hour TSP Result

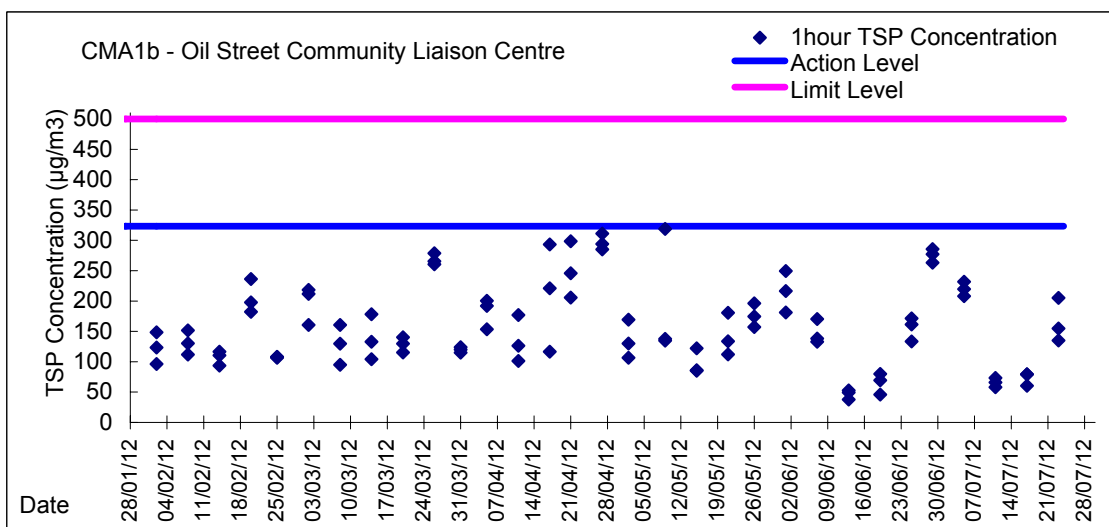
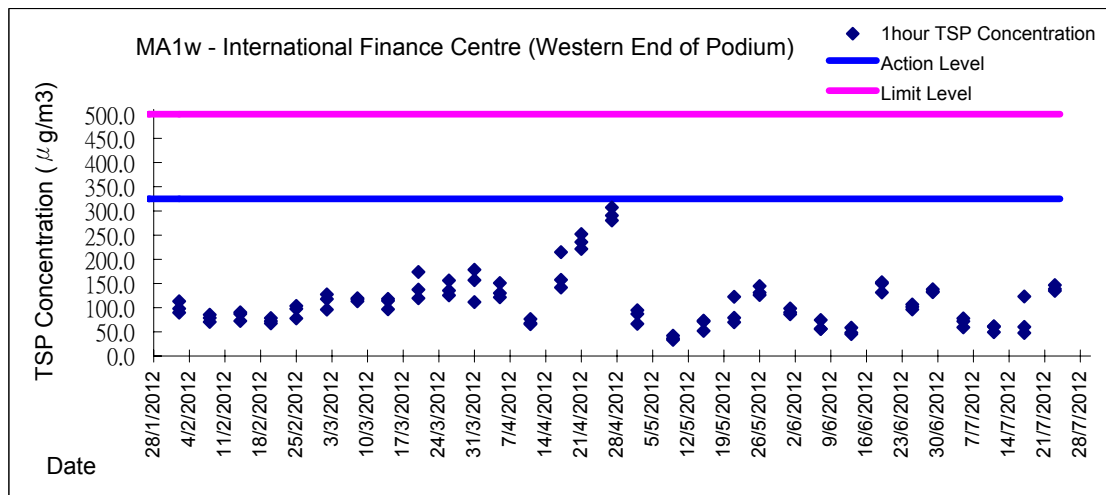
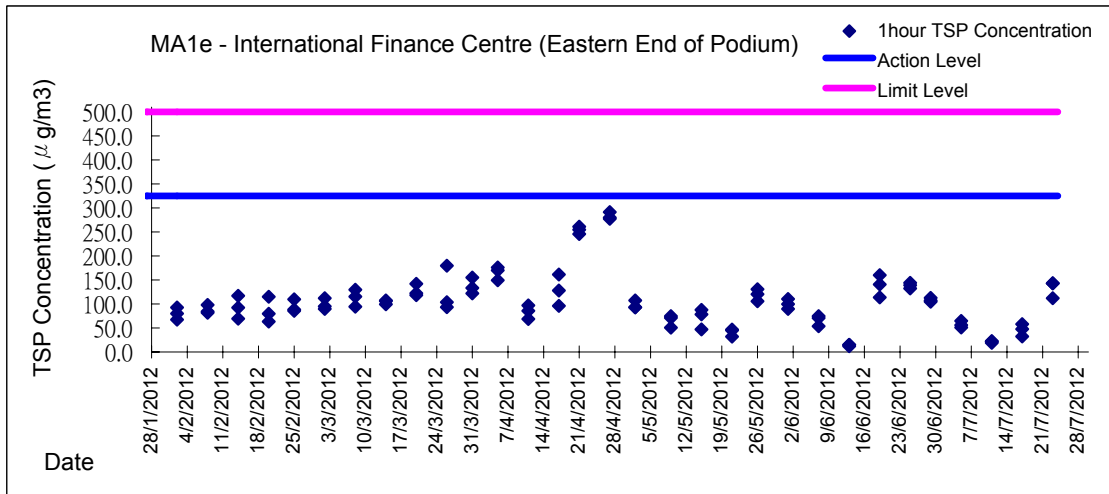




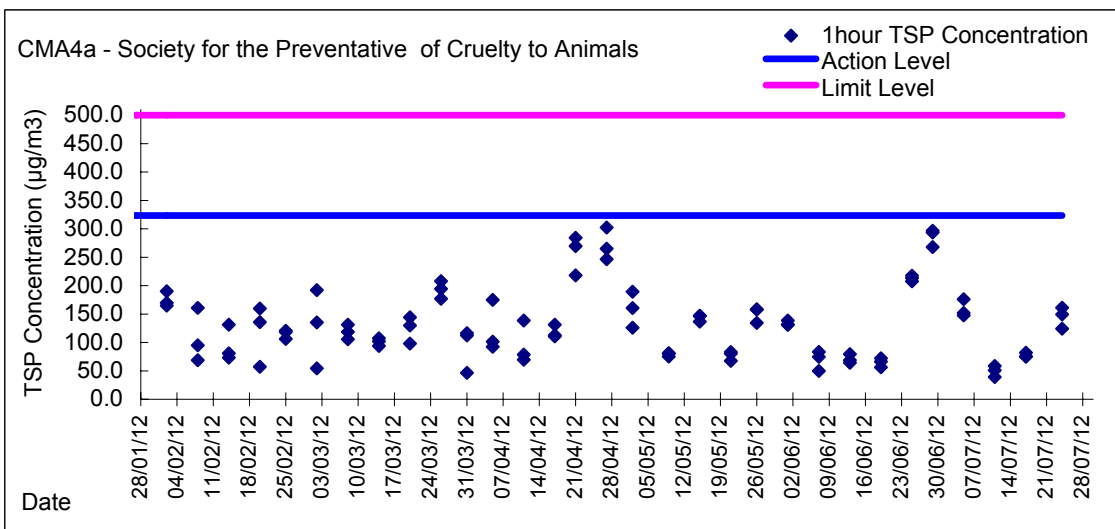
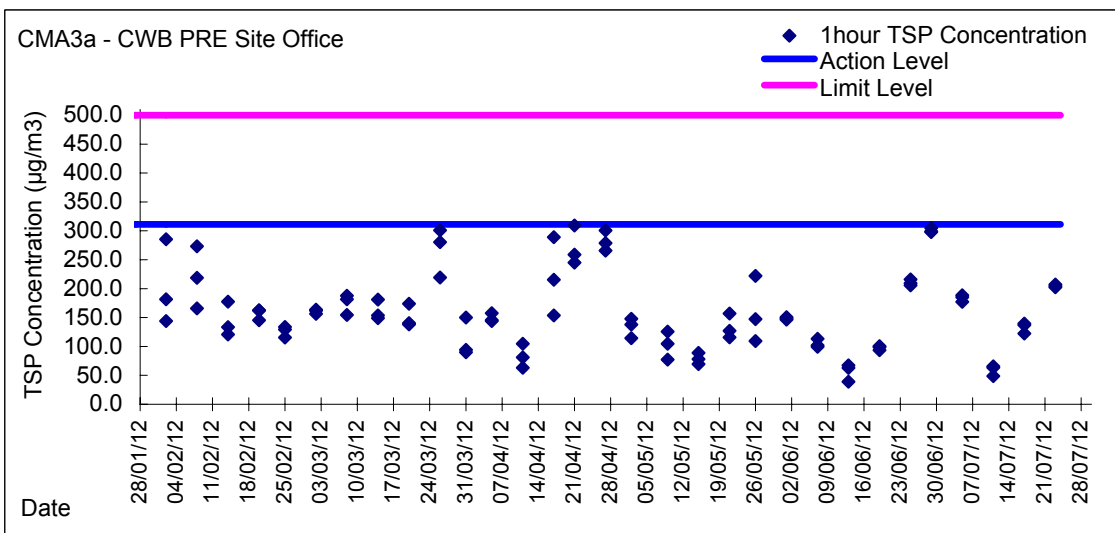
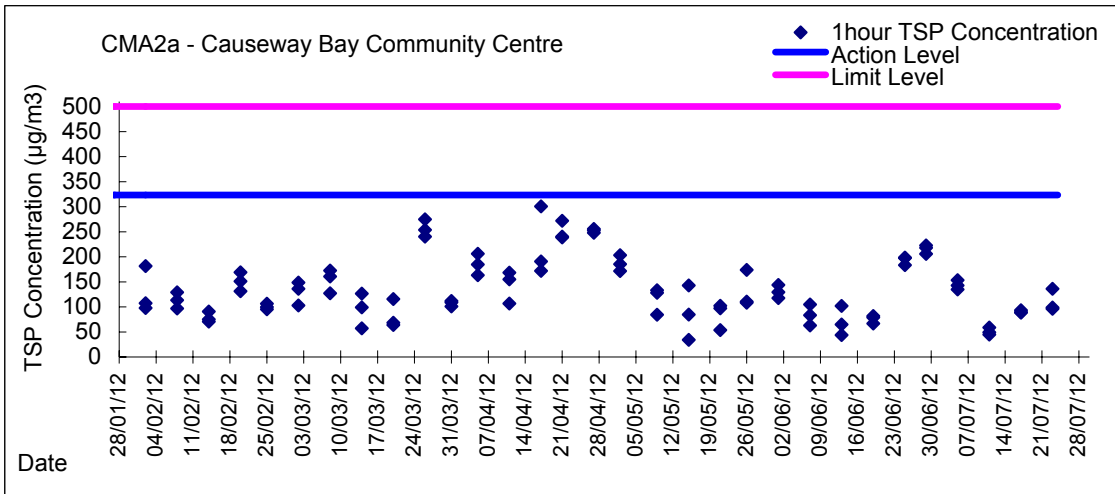
Graphic Presentation of 24 hour TSP Result



Graphic Presentation of 1 hour TSP Result



Graphic Presentation of 1 hour TSP Result





Graphic Presentation of 1 hour TSP Result

